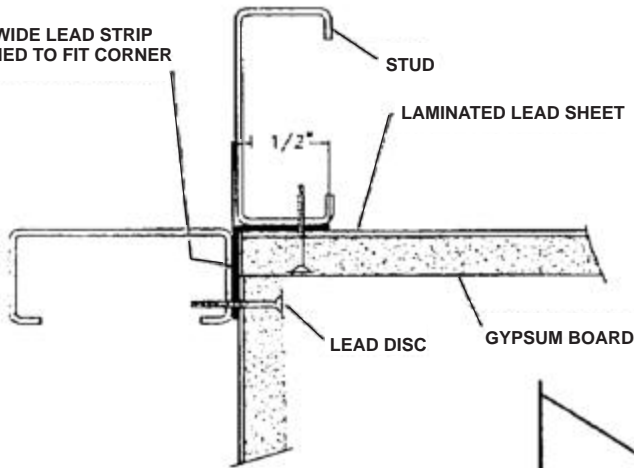
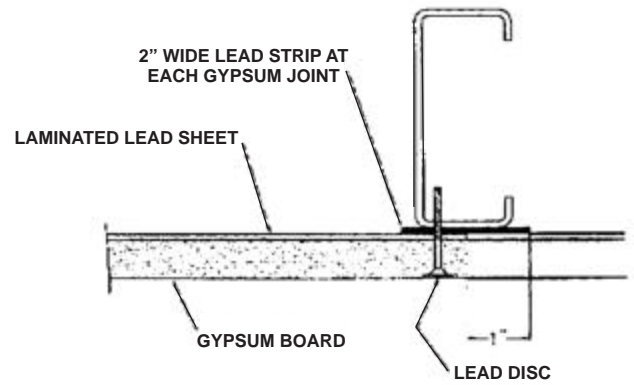


3" WIDE LEAD STRIP FORMED TO FIT CORNER

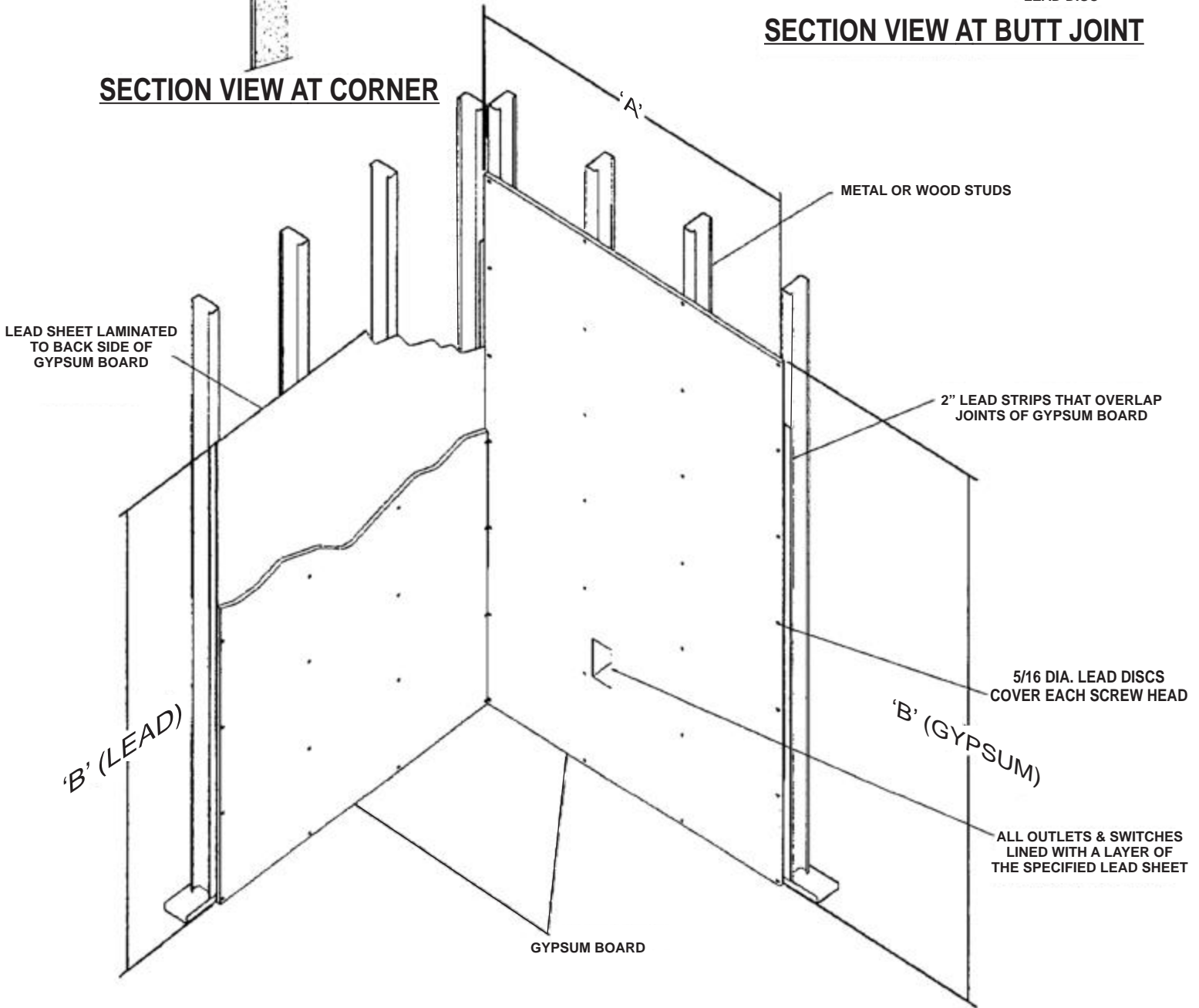


SECTION VIEW AT CORNER

2" WIDE LEAD STRIP AT EACH GYPSUM JOINT



SECTION VIEW AT BUTT JOINT



EAST COAST RADIATION PROTECTION



Michael Salemi
 Tel. (877) LEAD488
 Fax (781)305-3479
 mike@eastcoastradiation.com
 www.eastcoastradiation.com

LEAD LINED GYPSUM BOARD WITH 2" & 3" JOINT STRIPS

DATE	DRAWN BY	ORDER NUMBER	
REVISED	DWG LGB-100 - SHT 1 OF 2	SCALE NTS	

LEAD LINED GYPSUM BOARD

East Coast Radiation Protection lead backed gypsum wallboards furnished as 1/2" or 5/8" fire code gypsum board that meets Classification ASTM C1396, with pure lead sheet meeting federal specification QQ-L-201 F. The lead is factory laminated to the back of the gypsum wallboard. The lead covers at least the entire width of the gypsum board. Strips of lead are included to cover behind the joints and corners (see section views on sheet 1).

Shielding accessories for installation include 2" strips & 3" corner strips, lead discs for screw penetrations and lead sheeting for backing and shielding of the cutouts for electrical, plumbing medical gas & other penetrations.

<u>MATERIAL</u>	<u>THICKNESS</u>	<u>'A' WIDE</u>	<u>'B' LONG</u>	<u>QTY</u>
GYPSUM BOARD				
LEAD SHEET				
GYPSUM BOARD				
LEAD SHEET				
GYPSUM BOARD				
LEAD SHEET				



Michael Salemi
 Tel. (877) LEAD488
 Fax (781)305-3479
 mike@eastcoastradiation.com
 www.eastcoastradiation.com

LEAD LINED GYPSUM BOARD WITH 2" & 3" JOINT STRIPS

DATE	DRAWN BY	ORDER NUMBER	
REVISED	DWG LGB-100 - SHT 2 OF 2	SCALE NTS	